

2012

TRADE COMPARISON

Pakistan's Trade with:

USA &

EU Countries

(Germany, France)



Table of Contents

| | |
|---------------------------------------|-----------|
| United States of America | 3 |
| Germany | 10 |
| France | 17 |

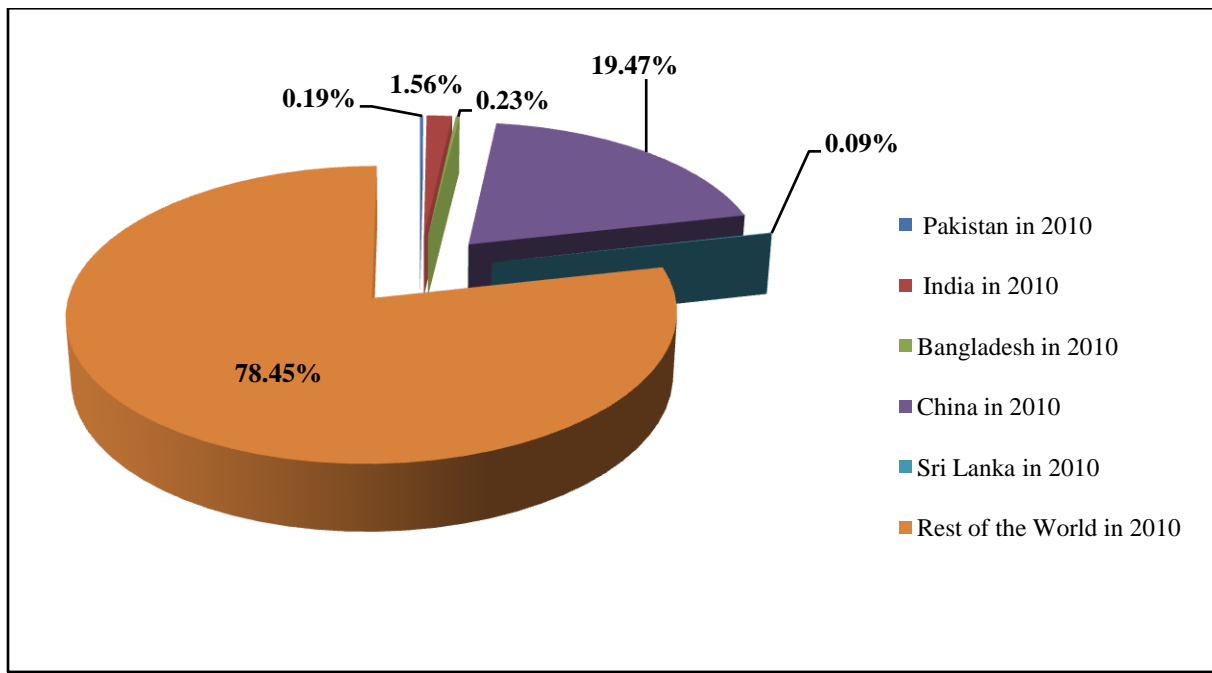
TRADE COMPARISON

UNITED STATES OF AMERICA:

| Trade Comparison | | | | | | | | |
|--------------------------|---|----------------------------------|-------------------------------|------------------------------------|-------------------------------|-----------------------------------|---|---|
| Unit : US Dollar Million | | | | | | | | |
| Product code | Product label | USA Import from Pakistan in 2010 | USA Import from India in 2010 | USA Import from Bangladesh in 2010 | USA Import from China in 2010 | USA Import from Sri Lanka in 2010 | USA Import from rest of the World in 2010 | USA Total import from the World Value in 2010 |
| TOTAL | All products | 3,728.08 | 30,706.66 | 4,540.91 | 382,953.85 | 1,831.10 | 1,542,736.16 | 1,966,496.75 |
| '61 | Articles of apparel, accessories, knit or crochet | 1,154.19 | 1,497.23 | 1,075.50 | 14,698.42 | 579.06 | 20,948.26 | 39,952.65 |
| '62 | Articles of apparel, accessories, not knit or crochet | 453.14 | 1,845.70 | 2,988.19 | 15,446.15 | 718.23 | 14,242.73 | 35,694.14 |

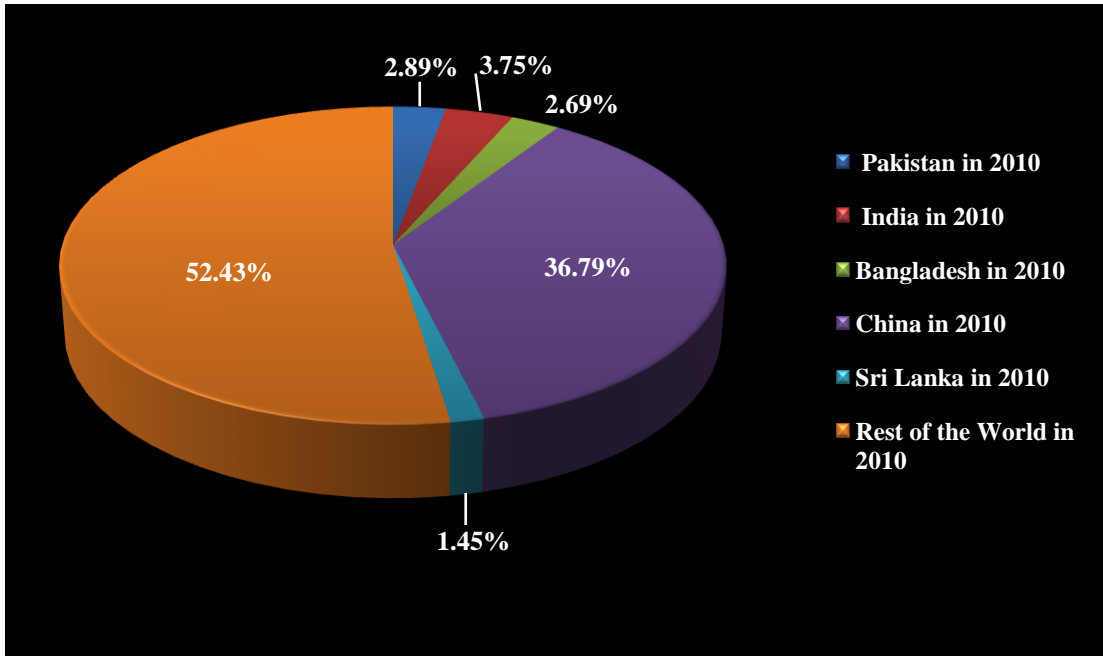
Source: International Trade Center (ITC), Switzerland.

USA's Imports from Pakistan, India, Bangladesh, China, Sri Lanka & Rest of the World in 2010



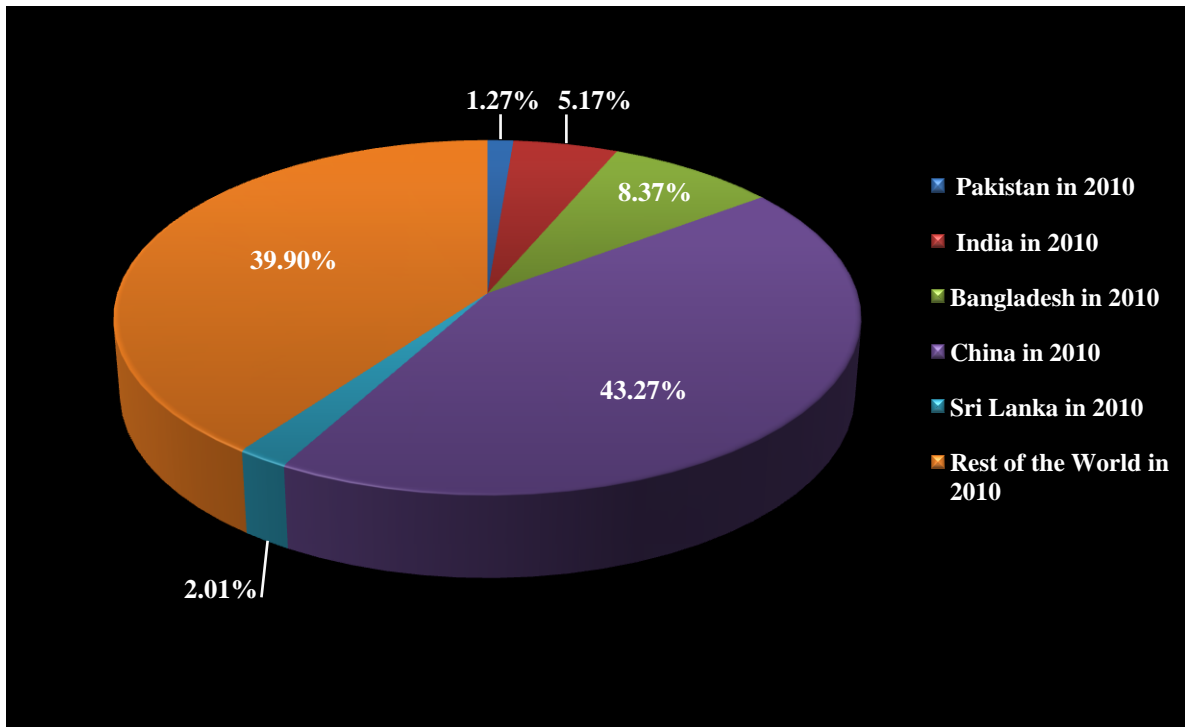
Source: International Trade Center (ITC), Switzerland.

USA's Imports (Product Code 61) from Pakistan, India, Bangladesh, China, Sri Lanka & Rest of the World in 2010



Source: International Trade Center (ITC), Switzerland.

USA's Imports (Product Code 62) from Pakistan, India, Bangladesh, China, Sri Lanka & Rest of the World in 2010



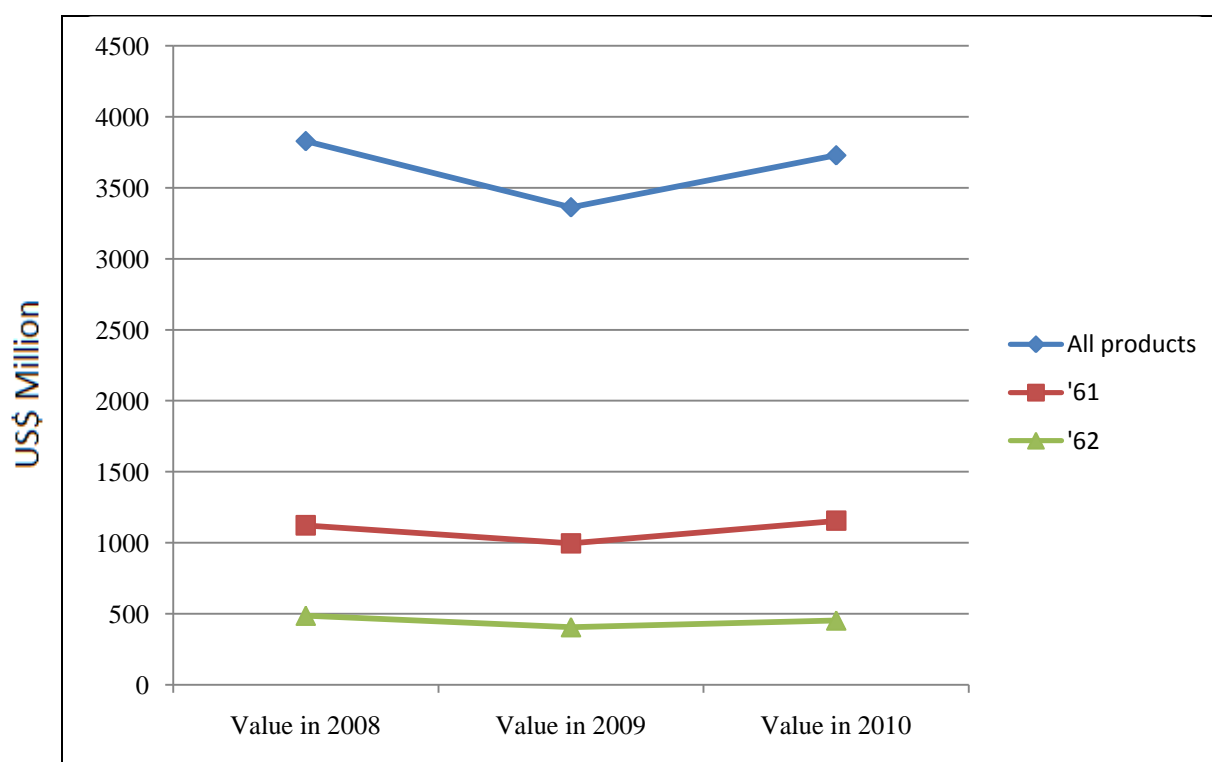
Source: International Trade Center (ITC), Switzerland.

Detail Tables on Bilateral Trade:

| Bilateral trade between United States of America and Pakistan | | | | | | | | | | | | |
|--|---|--|---------------|---------------|-----------------------------|---------------|---------------|---|---------------|---------------|--------------|--------------|
| Unit : US Dollar Million | | | | | | | | | | | | |
| Product code | Product label | United States of America's imports from Pakistan | | | Pakistan's exports to world | | | United States of America's imports from world | | | | |
| | | Value in 2008 | Value in 2009 | Value in 2010 | Value in 2008 | Value in 2009 | Value in 2010 | Value in 2008 | Value in 2009 | Value in 2010 | | |
| TOTAL | All products | 3,828.34 | 3,361.20 | 3,728.08 | | 20,279.05 | 17,554.70 | 21,413.10 | | 2,164,834.03 | 1,601,895.82 | 1,966,496.75 |
| '61 | Articles of apparel, accessories, knit or crochet | 1,122.27 | 995.74 | 1,154.19 | | 1,888.47 | 1,680.77 | 1,982.42 | | 39,028.12 | 34,668.15 | 39,952.65 |
| '62 | Articles of apparel, accessories, not knit or crochet | 487.15 | 405.84 | 453.14 | | 1,361.17 | 1,206.50 | 1,461.64 | | 37,335.44 | 32,127.21 | 35,694.14 |

Source: International Trade Center (ITC), Switzerland.

Import Trend of United States of America's from Pakistan



Source: International Trade Center (ITC), Switzerland.

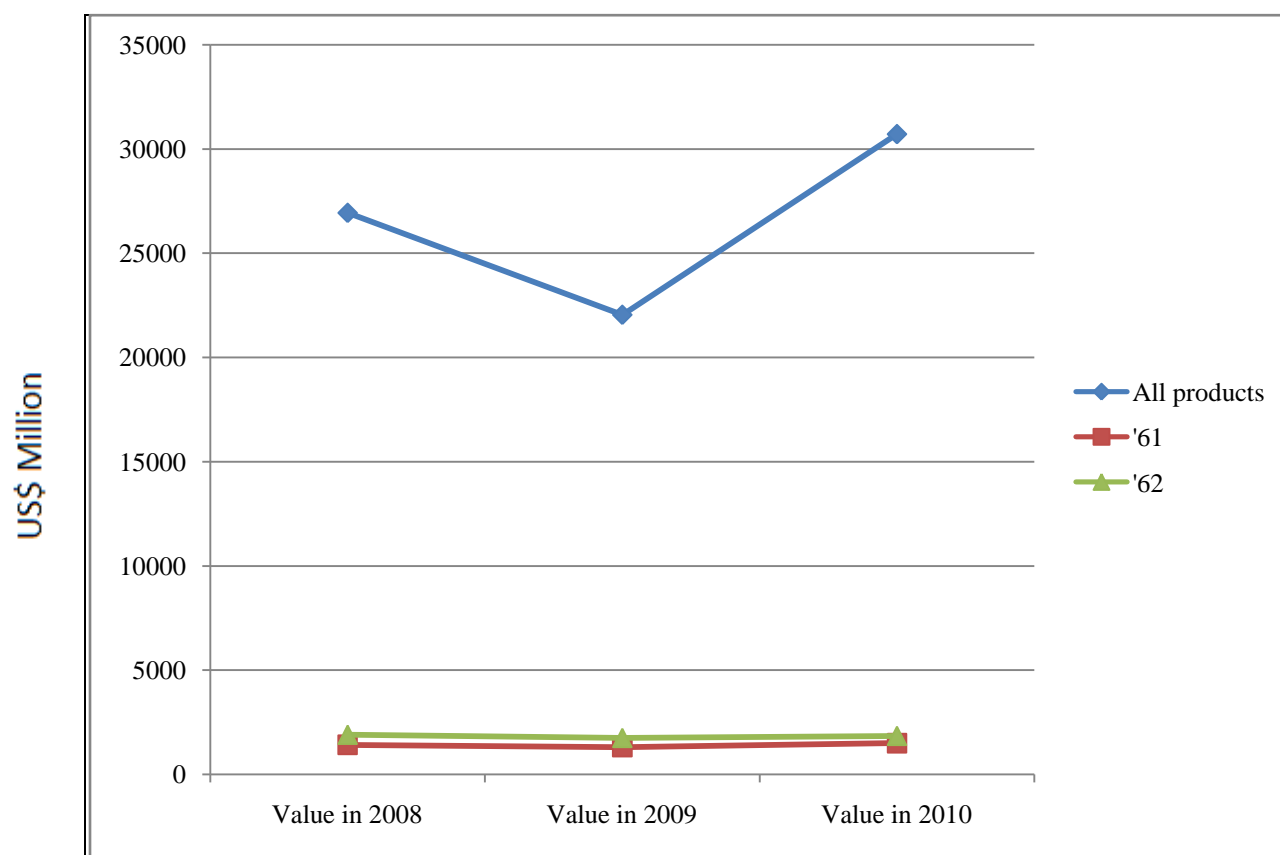
Bilateral trade between United States of America and India

Unit : US Dollar Million

| Product code | Product label | United States of America's imports from India | | | India's exports to world | | | United States of America's imports from world | | |
|--------------|---|---|---------------|---------------|--------------------------|---------------|---------------|---|---------------|---------------|
| | | Value in 2008 | Value in 2009 | Value in 2010 | Value in 2008 | Value in 2009 | Value in 2010 | Value in 2008 | Value in 2009 | Value in 2010 |
| TOTAL | All products | 26,931.32 | 22,042.75 | 30,706.66 | 181,860.90 | 176,765.04 | 220,408.50 | 2,164,834.03 | 1,601,895.82 | 1,966,496.75 |
| '61 | Articles of apparel, accessories, knit or crochet | 1,414.64 | 1,307.14 | 1,497.23 | 4,381.11 | 5,187.32 | 4,566.03 | 39,028.12 | 34,668.15 | 39,952.65 |
| '62 | Articles of apparel, accessories, not knit or crochet | 1,901.55 | 1,746.99 | 1,845.70 | 5,883.94 | 6,124.70 | 6,038.00 | 37,335.44 | 32,127.21 | 35,694.14 |

Source: International Trade Center (ITC), Switzerland.

Import Trend of United States of America's from India



Source: International Trade Center (ITC), Switzerland.

Bilateral trade between United States of America and Bangladesh

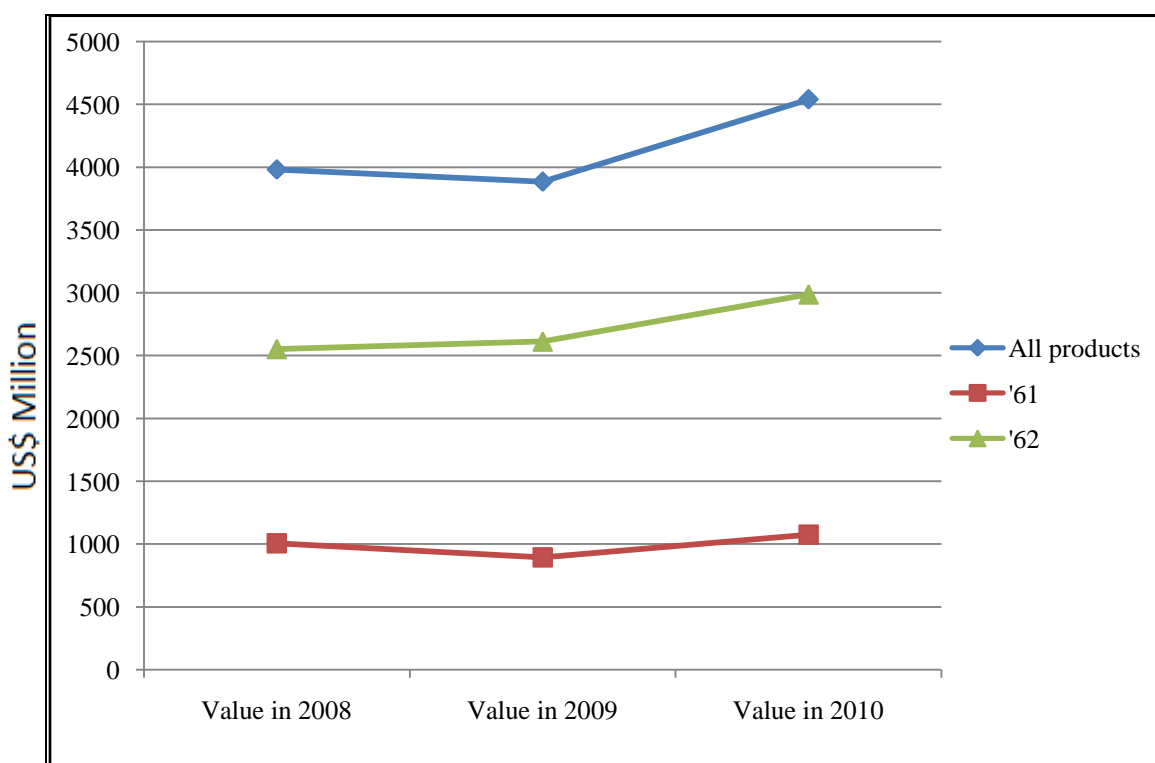
Unit : US Dollar Million

| Product code | Product label | United States of America's imports from Bangladesh | | | Bangladesh's exports to world | | | United States of America's imports from world | | |
|--------------|---|--|---------------|---------------|-------------------------------|---------------|---------------|---|---------------|---------------|
| | | Value in 2008 | Value in 2009 | Value in 2010 | Value in 2008 | Value in 2009 | Value in 2010 | Value in 2008 | Value in 2009 | Value in 2010 |
| TOTAL | All products | 3,982.75 | 3,886.50 | 4,540.91 | 16,828.06 | 17,178.10 | 20,203.82 | 2,164,834.03 | 1,601,895.82 | 1,966,496.75 |
| '61 | Articles of apparel, accessories, knit or crochet | 1,007.75 | 895.95 | 1,075.50 | 7,485.85 | 7,795.72 | 9,242.46 | 39,028.12 | 34,668.15 | 39,952.65 |
| '62 | Articles of apparel, accessories, not knit or crochet | 2,554.07 | 2,613.74 | 2,988.19 | 6,039.00 | 6,401.29 | 7,316.67 | 37,335.44 | 32,127.21 | 35,694.14 |

Data based on the partner reported data (Mirror data) are shown in orange

Source: International Trade Center (ITC), Switzerland.

Import Trend of United States of America's from Bangladesh



Source: International Trade Center (ITC), Switzerland.

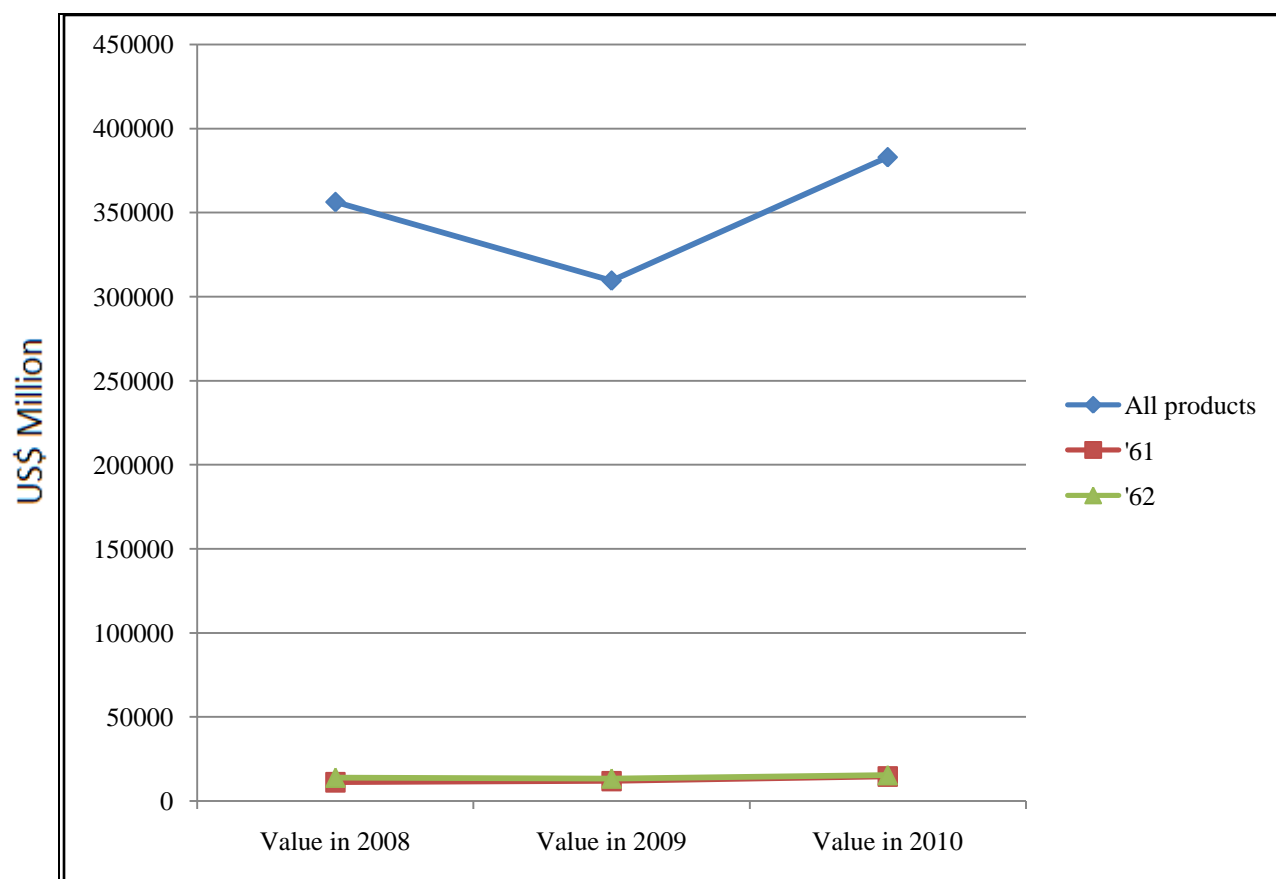
Bilateral trade between United States of America and China

Unit : US Dollar Million

| Product code | Product label | United States of America's imports from China | | | China's exports to world | | | United States of America's imports from world | | |
|--------------|---|---|---------------|---------------|--------------------------|---------------|---------------|---|---------------|---------------|
| | | Value in 2008 | Value in 2009 | Value in 2010 | Value in 2008 | Value in 2009 | Value in 2010 | Value in 2008 | Value in 2009 | Value in 2010 |
| TOTAL | All products | 356,304.56 | 309,530.23 | 382,953.85 | 1,430,693.07 | 1,201,646.76 | 1,577,763.75 | 2,164,834.03 | 1,601,895.82 | 1,966,496.75 |
| '61 | Articles of apparel, accessories, knit or crochet | 11,195.48 | 11,924.15 | 14,698.42 | 60,877.45 | 53,762.97 | 66,710.93 | 39,028.12 | 34,668.15 | 39,952.65 |
| '62 | Articles of apparel, accessories, not knit or crochet | 13,982.39 | 13,442.46 | 15,446.15 | 52,490.14 | 46,716.32 | 54,361.48 | 37,335.44 | 32,127.21 | 35,694.14 |

Source: International Trade Center (ITC)

Import Trend of United States of America's from China



Source: International Trade Center (ITC)

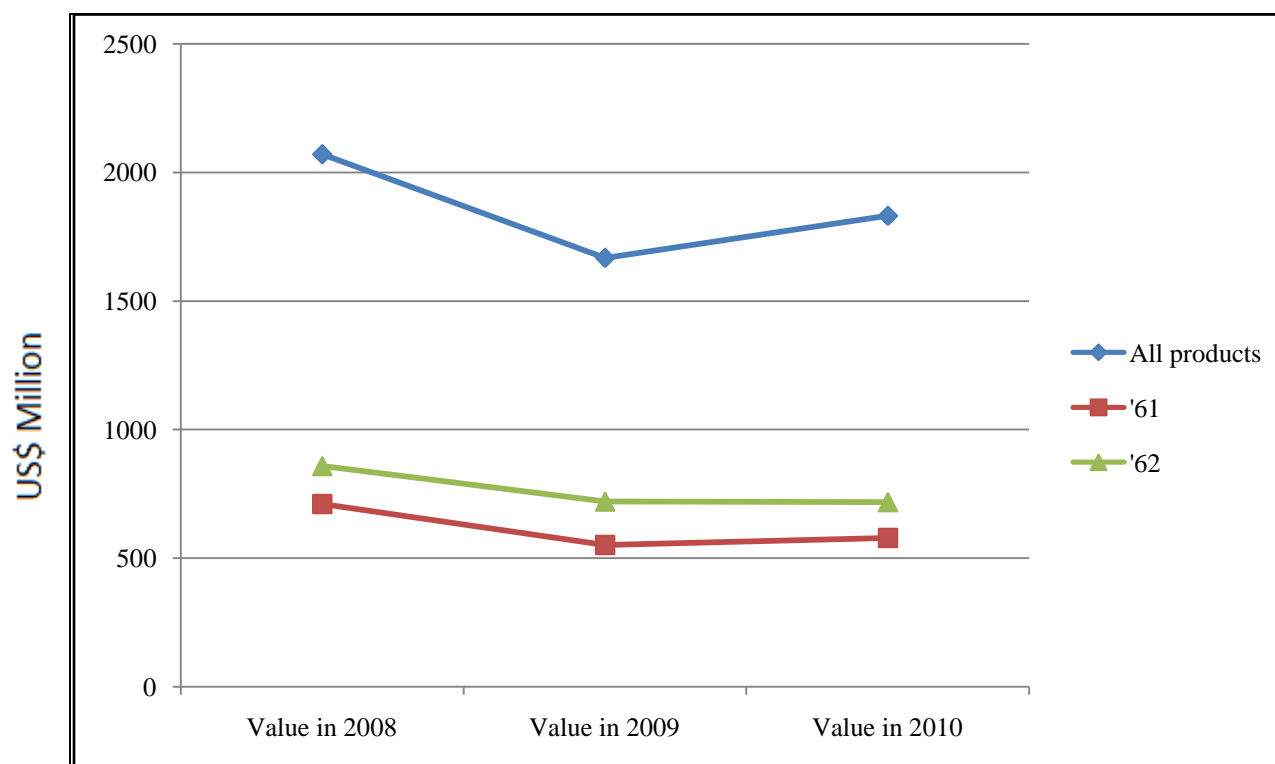
Bilateral trade between United States of America and Sri Lanka

Unit : US Dollar Million

| Product code | Product label | United States of America's imports from Sri Lanka | | | Sri Lanka's exports to world | | | United States of America's imports from world | | | | |
|--------------|---|---|---------------|---------------|------------------------------|---------------|---------------|---|---------------|---------------|--------------|--------------|
| | | Value in 2008 | Value in 2009 | Value in 2010 | Value in 2008 | Value in 2009 | Value in 2010 | Value in 2008 | Value in 2009 | Value in 2010 | | |
| TOTAL | All products | 2,070.39 | 1,667.52 | 1,831.10 | | 8,176.82 | 7,121.49 | 8,304.05 | | 2,164,834.03 | 1,601,895.82 | 1,966,496.75 |
| '61 | Articles of apparel, accessories, knit or crochet | 710.86 | 551.95 | 579.06 | | 1,679.14 | 1,581.25 | 1,700.25 | | 39,028.12 | 34,668.15 | 39,952.65 |
| '62 | Articles of apparel, accessories, not knit or crochet | 858.37 | 720.28 | 718.23 | | 1,606.31 | 1,538.15 | 1,612.07 | | 37,335.44 | 32,127.21 | 35,694.14 |

Source: International Trade Center (ITC), Switzerland.

Import Trend of United States of America's from Sri Lanka



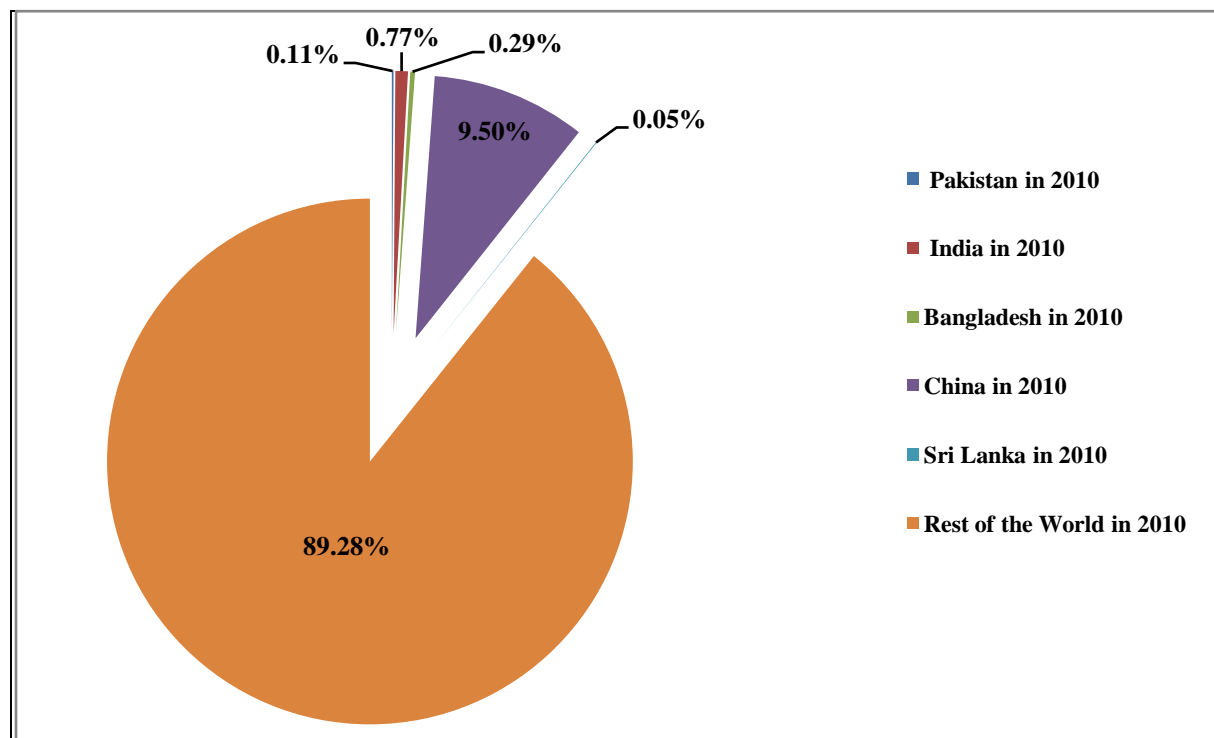
Source: International Trade Center (ITC), Switzerland.

Germany:

| Trade Comparison | | | | | | | | |
|--------------------------|---|--|-------------------------------------|--|-------------------------------------|---|---|---|
| Unit : US Dollar Million | | | | | | | | |
| Product code | Product label | Germany's Import from Pakistan in 2010 | Germany's Import from India in 2010 | Germany's Import from Bangladesh in 2010 | Germany's Import from China in 2010 | Germany's Import from Sri Lanka in 2010 | Germany's Import from Rest of the World in 2010 | Germany's Total Import from World Value in 2010 |
| TOTAL | All products | 1,133.18 | 8,205.11 | 3,115.67 | 101,377.13 | 536.26 | 952,449.40 | 1,066,816.75 |
| '61 | Articles of apparel, accessories, knit or crochet | 134.42 | 641.70 | 1,920.47 | 4,730.96 | 124.78 | 8,442.92 | 15,995.25 |
| '62 | Articles of apparel, accessories, not knit or crochet | 250.76 | 709.55 | 965.22 | 5,802.19 | 129.96 | 8,839.70 | 16,697.38 |

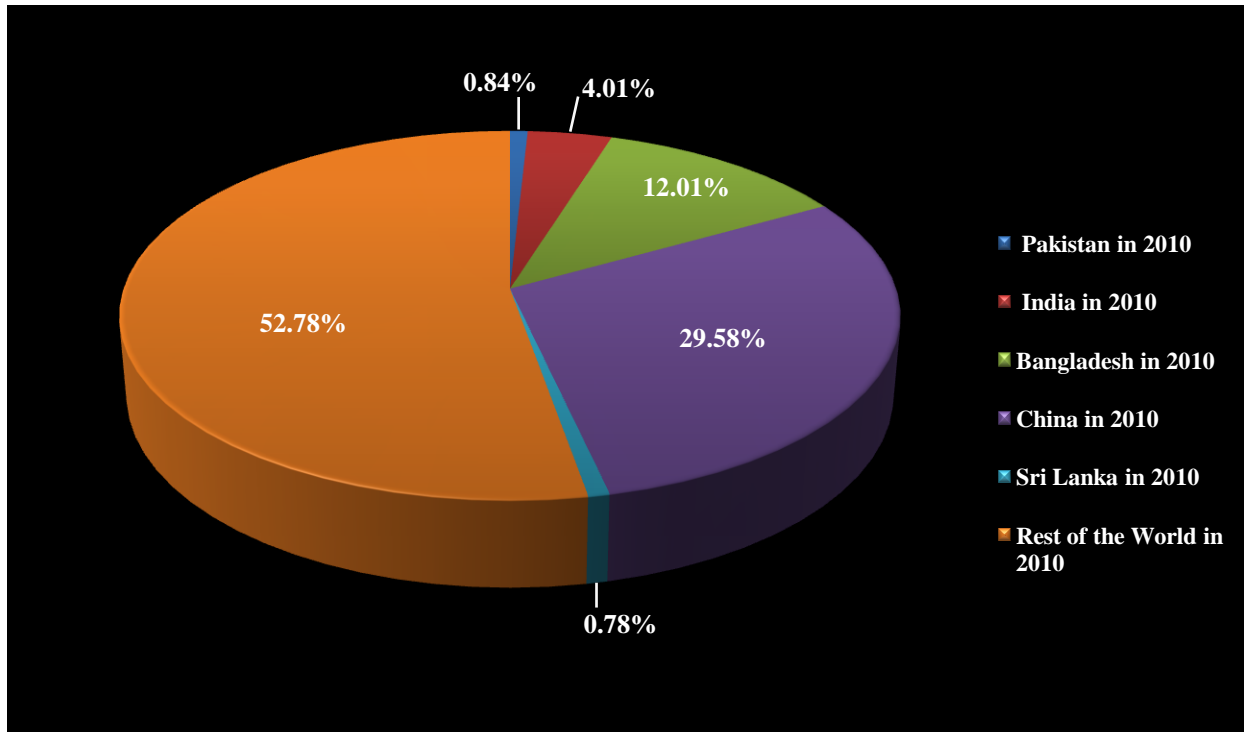
Source: International Trade Center (ITC), Switzerland.

Germany's Imports from Pakistan, India, Bangladesh, China, Sri Lanka & Rest of the World in 2010



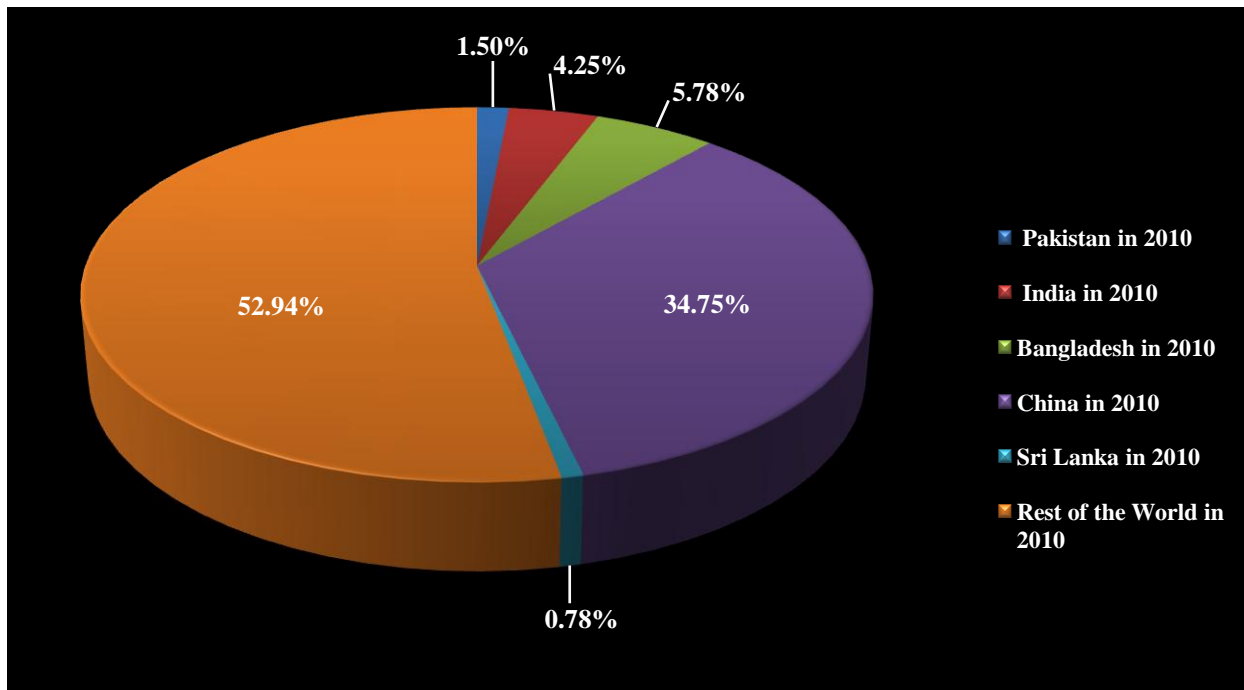
Source: International Trade Center (ITC), Switzerland.

Germany's Imports (Product Code 61) from Pakistan, India, Bangladesh, China, Sri Lanka & Rest of the World in 2010



Source: International Trade Center (ITC), Switzerland.

Germany's Imports (Product Code 62) from Pakistan, India, Bangladesh, China, Sri Lanka & Rest of the World in 2010



Source: International Trade Center (ITC), Switzerland.

Detail Tables on Bilateral Trade:

| Bilateral trade between Germany and Pakistan | | | | | | | | | | | | |
|---|---|---------------------------------|---------------|---------------|-----------------------------|---------------|---------------|------------------------------|---------------|---------------|------------|--------------|
| Unit : US Dollar Million | | | | | | | | | | | | |
| Product code | Product label | Germany's imports from Pakistan | | | Pakistan's exports to world | | | Germany's imports from world | | | | |
| | | Value in 2008 | Value in 2009 | Value in 2010 | Value in 2008 | Value in 2009 | Value in 2010 | Value in 2008 | Value in 2009 | Value in 2010 | | |
| TOTAL | All products | 1,010.96 | 921.98 | 1,133.18 | | 20,279.05 | 17,554.70 | 21,413.10 | | 1,204,209.31 | 938,363.08 | 1,066,816.75 |
| '61 | Articles of apparel, accessories, knit or crochet | 127.87 | 106.89 | 134.42 | | 1,888.47 | 1,680.77 | 1,982.42 | | 14,309.89 | 14,793.14 | 15,995.25 |
| '62 | Articles of apparel, accessories, not knit or crochet | 231.35 | 213.21 | 250.76 | | 1,361.17 | 1,206.50 | 1,461.64 | | 16,195.10 | 16,172.69 | 16,697.38 |

Source: International Trade Center (ITC), Switzerland.

Import Trend of Germany from Pakistan



Source: International Trade Center (ITC), Switzerland.

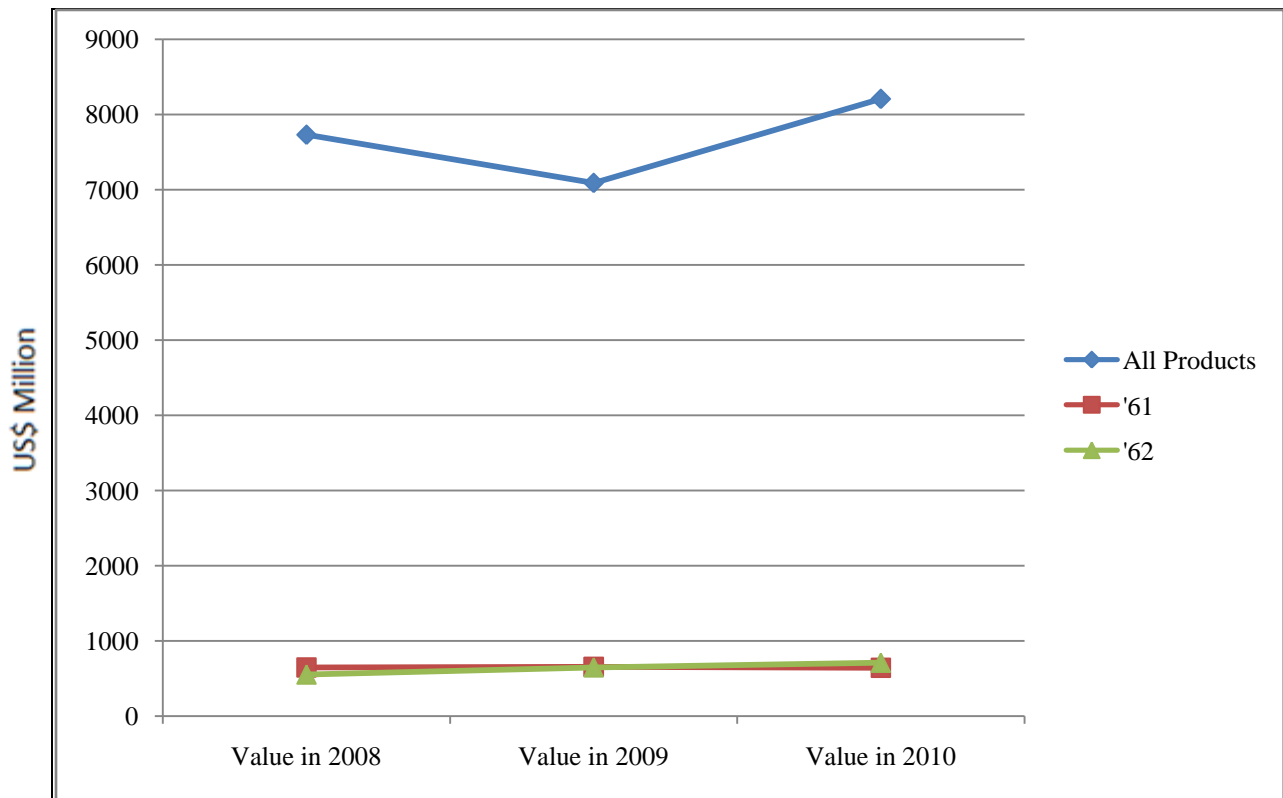
Bilateral trade between Germany and India

Unit : US Dollar Million

| Product code | Product label | Germany's imports from India | | | India's exports to world | | | Germany's imports from world | | |
|--------------|---|------------------------------|---------------|---------------|--------------------------|---------------|---------------|------------------------------|---------------|---------------|
| | | Value in 2008 | Value in 2009 | Value in 2010 | Value in 2008 | Value in 2009 | Value in 2010 | Value in 2008 | Value in 2009 | Value in 2010 |
| TOTAL | All products | 7,729.07 | 7,089.50 | 8,205.11 | 181,860.90 | 176,765.04 | 220,408.50 | 1,204,209.31 | 938,363.08 | 1,066,816.75 |
| '61 | Articles of apparel, accessories, knit or crochet | 643.94 | 652.37 | 641.70 | 4,381.11 | 5,187.32 | 4,566.03 | 14,309.89 | 14,793.14 | 15,995.25 |
| '62 | Articles of apparel, accessories, not knit or crochet | 551.55 | 647.42 | 709.55 | 5,883.94 | 6,124.70 | 6,038.00 | 16,195.10 | 16,172.69 | 16,697.38 |

Source: International Trade Center (ITC), Switzerland.

Import Trend of Germany from India



Source: International Trade Center (ITC), Switzerland.

Bilateral trade between Germany and Bangladesh

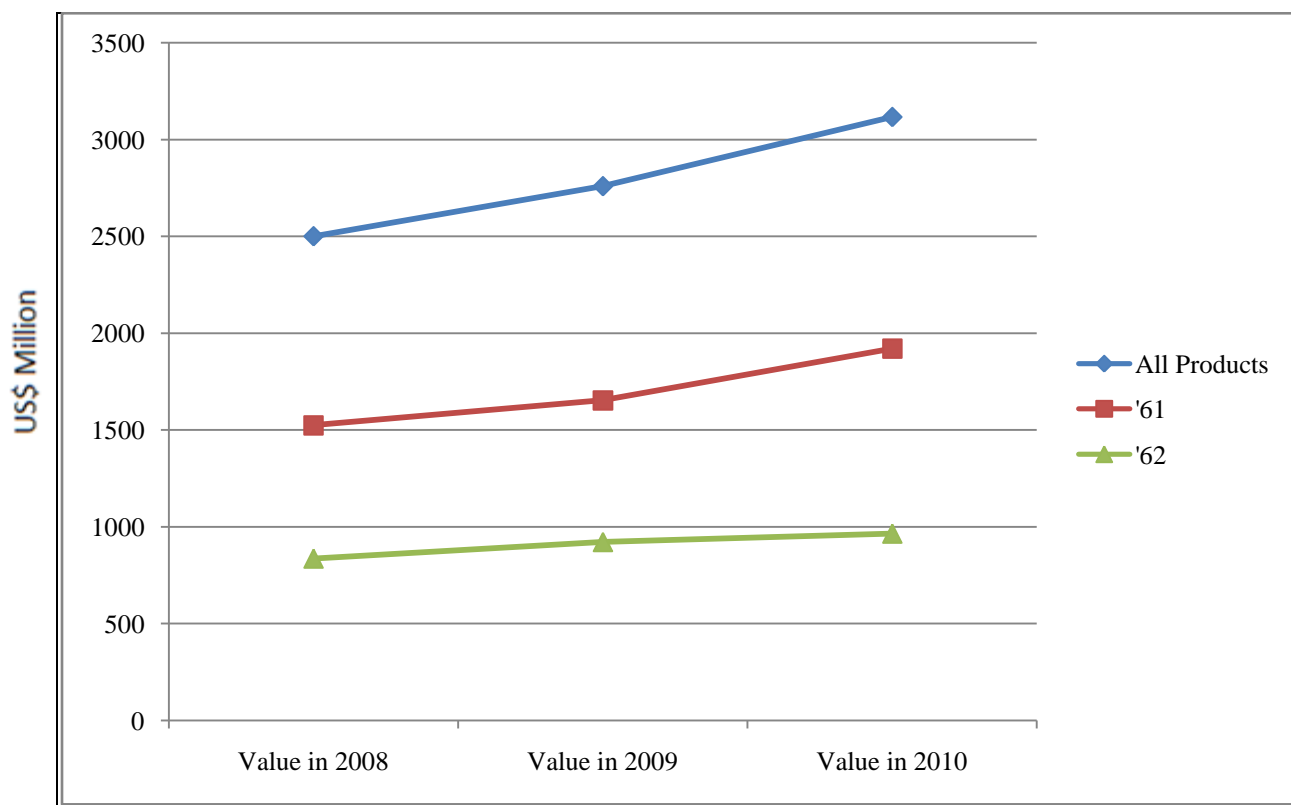
Unit : US Dollar Million

| Product code | Product label | Germany's imports from Bangladesh | | | Bangladesh's exports to world | | | Germany's imports from world | | |
|--------------|---|-----------------------------------|---------------|---------------|-------------------------------|---------------|---------------|------------------------------|---------------|---------------|
| | | Value in 2008 | Value in 2009 | Value in 2010 | Value in 2008 | Value in 2009 | Value in 2010 | Value in 2008 | Value in 2009 | Value in 2010 |
| TOTAL | All products | 2,499.90 | 2,758.29 | 3,115.67 | 16,828.06 | 17,178.10 | 20,203.82 | 1,204,209.31 | 938,363.08 | 1,066,816.75 |
| '61 | Articles of apparel, accessories, knit or crochet | 1,524.40 | 1,652.95 | 1,920.47 | 7,485.85 | 7,795.72 | 9,242.46 | 14,309.89 | 14,793.14 | 15,995.25 |
| '62 | Articles of apparel, accessories, not knit or crochet | 835.54 | 921.41 | 965.22 | 6,039.00 | 6,401.29 | 7,316.67 | 16,195.10 | 16,172.69 | 16,697.38 |

Data based on the partner reported data (Mirror data) are shown in orange

Source: International Trade Center (ITC), Switzerland.

Import Trend of Germany from Bangladesh



Source: International Trade Center (ITC), Switzerland.

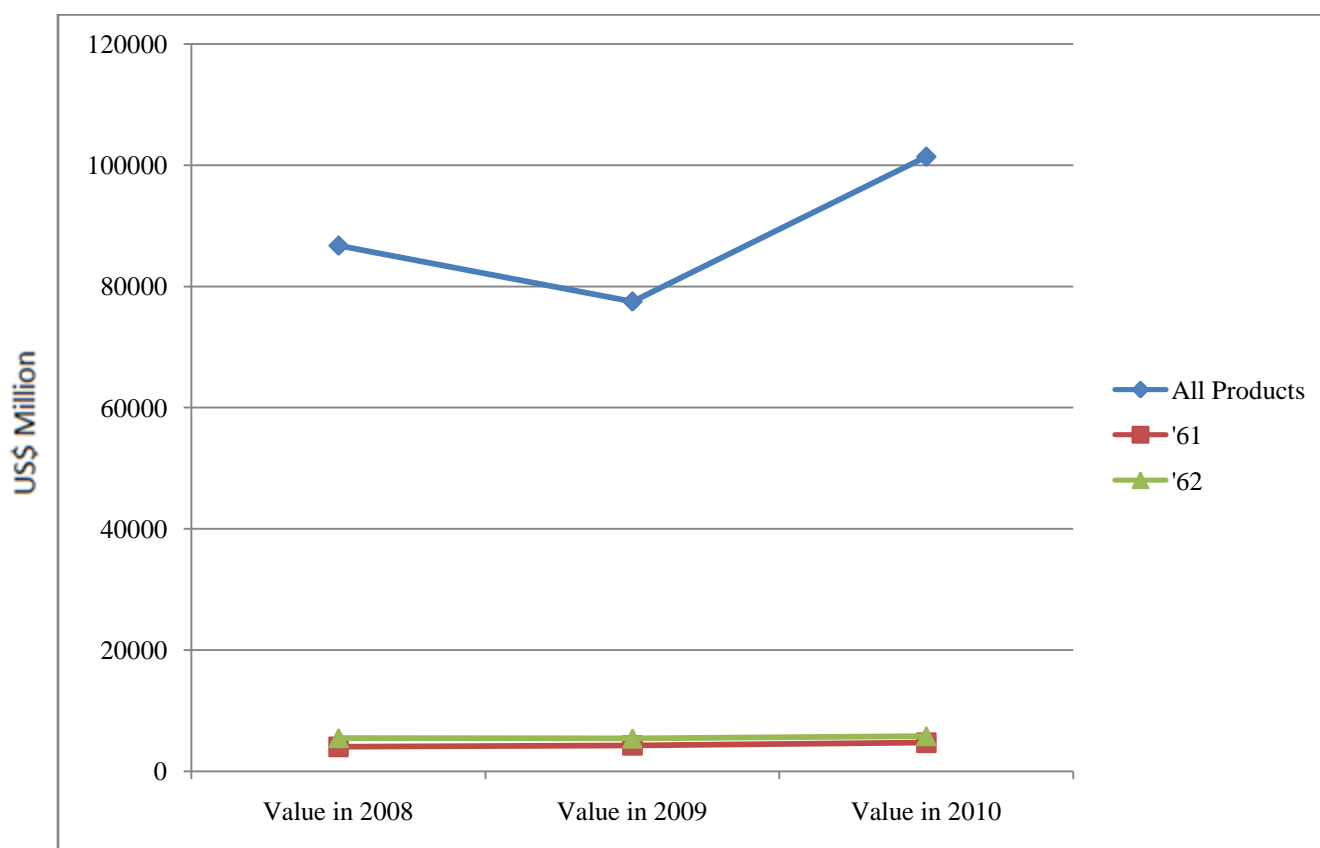
Bilateral trade between Germany and China

Unit : US Dollar Million

| Product code | Product label | Germany's imports from China | | | China's exports to world | | | Germany's imports from world | | |
|--------------|---|------------------------------|---------------|---------------|--------------------------|---------------|---------------|------------------------------|---------------|---------------|
| | | Value in 2008 | Value in 2009 | Value in 2010 | Value in 2008 | Value in 2009 | Value in 2010 | Value in 2008 | Value in 2009 | Value in 2010 |
| TOTAL | All products | 86,711.08 | 77,501.27 | 101,377.13 | 1,430,693.07 | 1,201,646.76 | 1,577,763.75 | 1,204,209.31 | 938,363.08 | 1,066,816.75 |
| '61 | Articles of apparel, accessories, knit or crochet | 4,021.73 | 4,262.58 | 4,730.96 | 60,877.45 | 53,762.97 | 66,710.93 | 14,309.89 | 14,793.14 | 15,995.25 |
| '62 | Articles of apparel, accessories, not knit or crochet | 5,467.66 | 5,400.94 | 5,802.19 | 52,490.14 | 46,716.32 | 54,361.48 | 16,195.10 | 16,172.69 | 16,697.38 |

Source: International Trade Center (ITC), Switzerland.

Import Trend of Germany from China



Source: International Trade Center (ITC), Switzerland.

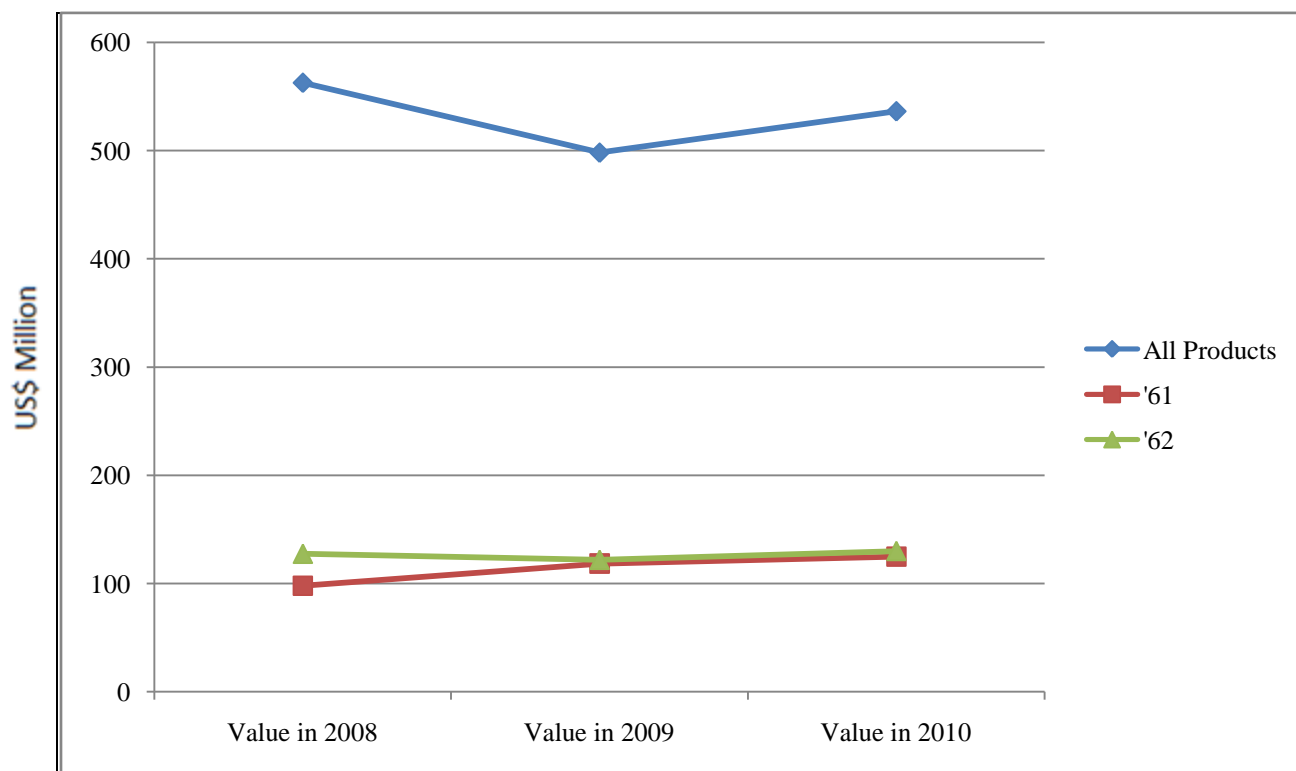
Bilateral trade between Germany and Sri Lanka

Unit : US Dollar Million

| Product code | Product label | Germany's imports from Sri Lanka | | | Sri Lanka's exports to world | | | Germany's imports from world | | |
|--------------|---|----------------------------------|---------------|---------------|------------------------------|---------------|---------------|------------------------------|---------------|---------------|
| | | Value in 2008 | Value in 2009 | Value in 2010 | Value in 2008 | Value in 2009 | Value in 2010 | Value in 2008 | Value in 2009 | Value in 2010 |
| TOTAL | All products | 562.53 | 498.10 | 536.26 | 8,176.82 | 7,121.49 | 8,304.05 | 1,204,209.31 | 938,363.08 | 1,066,816.75 |
| '61 | Articles of apparel, accessories, knit or crochet | 98.01 | 118.44 | 124.78 | 1,679.14 | 1,581.25 | 1,700.25 | 14,309.89 | 14,793.14 | 15,995.25 |
| '62 | Articles of apparel, accessories, not knit or crochet | 127.41 | 121.82 | 129.96 | 1,606.31 | 1,538.15 | 1,612.07 | 16,195.10 | 16,172.69 | 16,697.38 |

Source: International Trade Center (ITC), Switzerland.

Import Trend of Germany from Sri Lanka



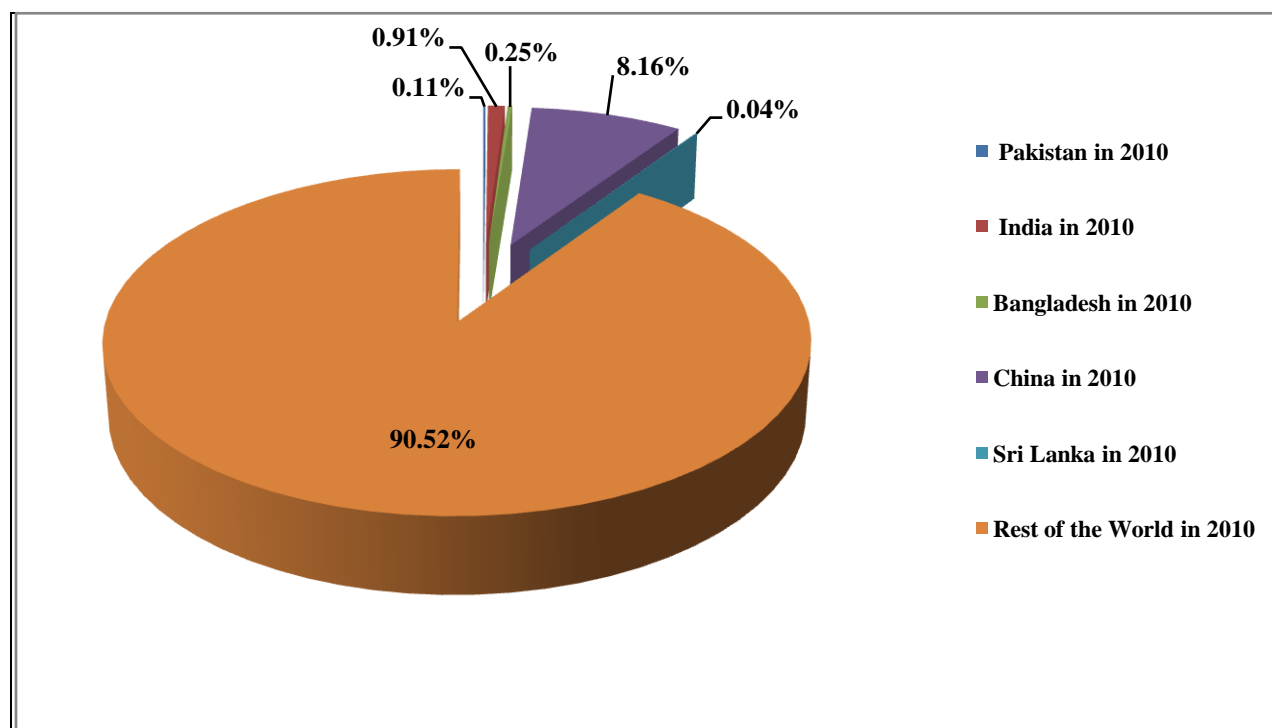
Source: International Trade Center (ITC), Switzerland.

France:

| Trade Comparison | | | | | | | | |
|--------------------------|---|---------------------------------------|------------------------------------|---|------------------------------------|--|--|--|
| Unit : US Dollar Million | | | | | | | | |
| Product code | Product label | France's Import from Pakistan in 2010 | France's Import from India in 2010 | France's Import from Bangladesh in 2010 | France's Import from China in 2010 | France's Import from Sri Lanka in 2010 | France's Import from Rest of the World in 2010 | France's Total Import from World Value in 2010 |
| TOTAL | All products | 682.52 | 5,470.43 | 1,499.31 | 48,872.68 | 246.88 | 542,399.70 | 599,171.51 |
| '61 | Articles of apparel, accessories, knit or crochet | 65.00 | 479.22 | 977.15 | 3,267.84 | 71.95 | 5,130.29 | 9,991.44 |
| '62 | Articles of apparel, accessories, not knit or crochet | 142.91 | 569.07 | 378.87 | 3,676.67 | 32.58 | 5,565.02 | 10,365.12 |

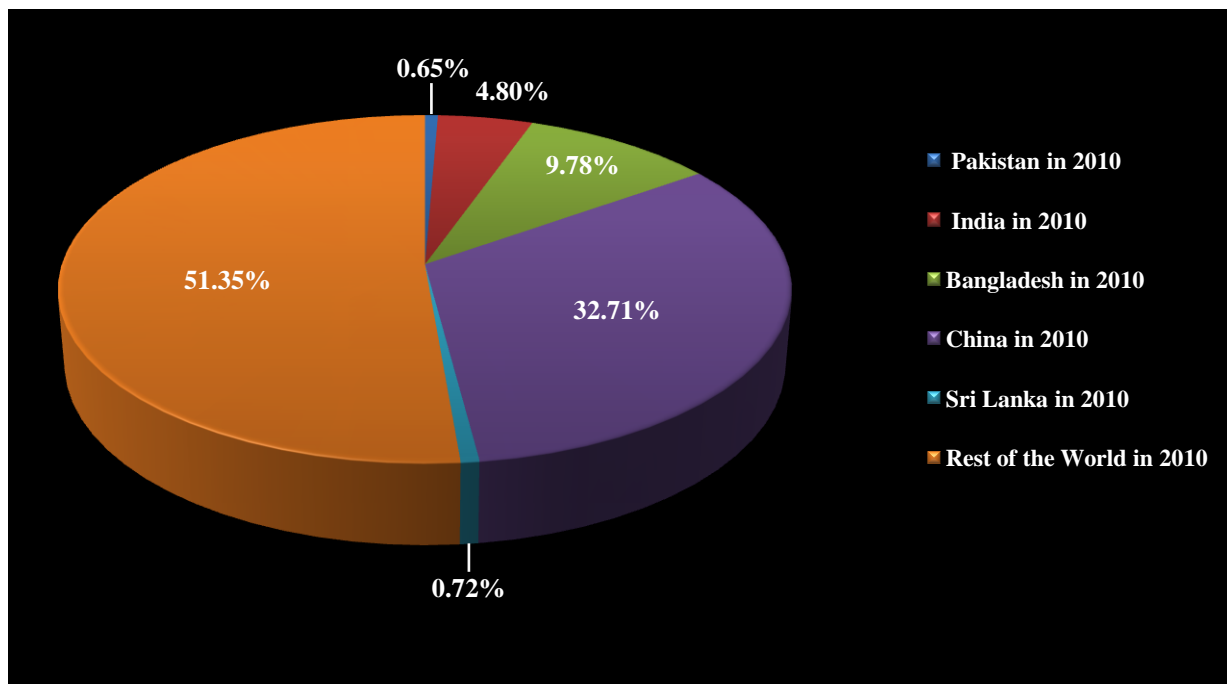
Source: International Trade Center (ITC), Switzerland.

France's Imports from Pakistan, India, Bangladesh, China, Sri Lanka & Rest of the World in 2010



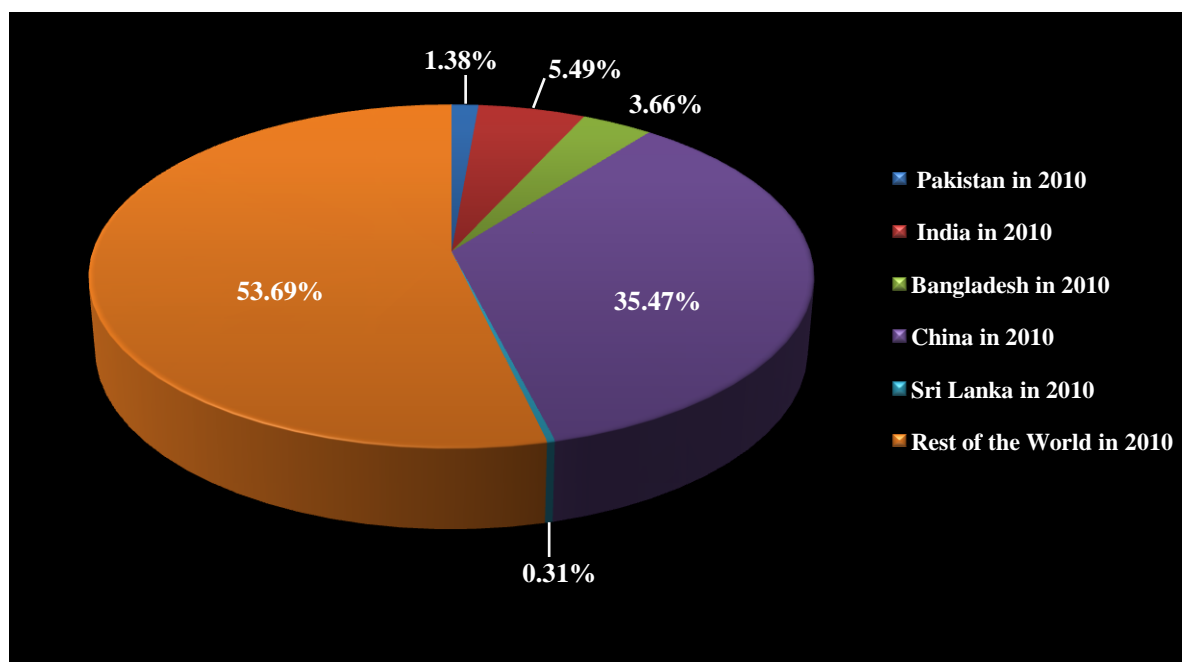
Source: International Trade Center (ITC), Switzerland.

France's Imports (Product Code 61) from Pakistan, India, Bangladesh, China, Sri Lanka & Rest of the World in 2010



Source: International Trade Center (ITC), Switzerland.

France's Imports (Product Code 62) from Pakistan, India, Bangladesh, China, Sri Lanka & Rest of the World in 2010



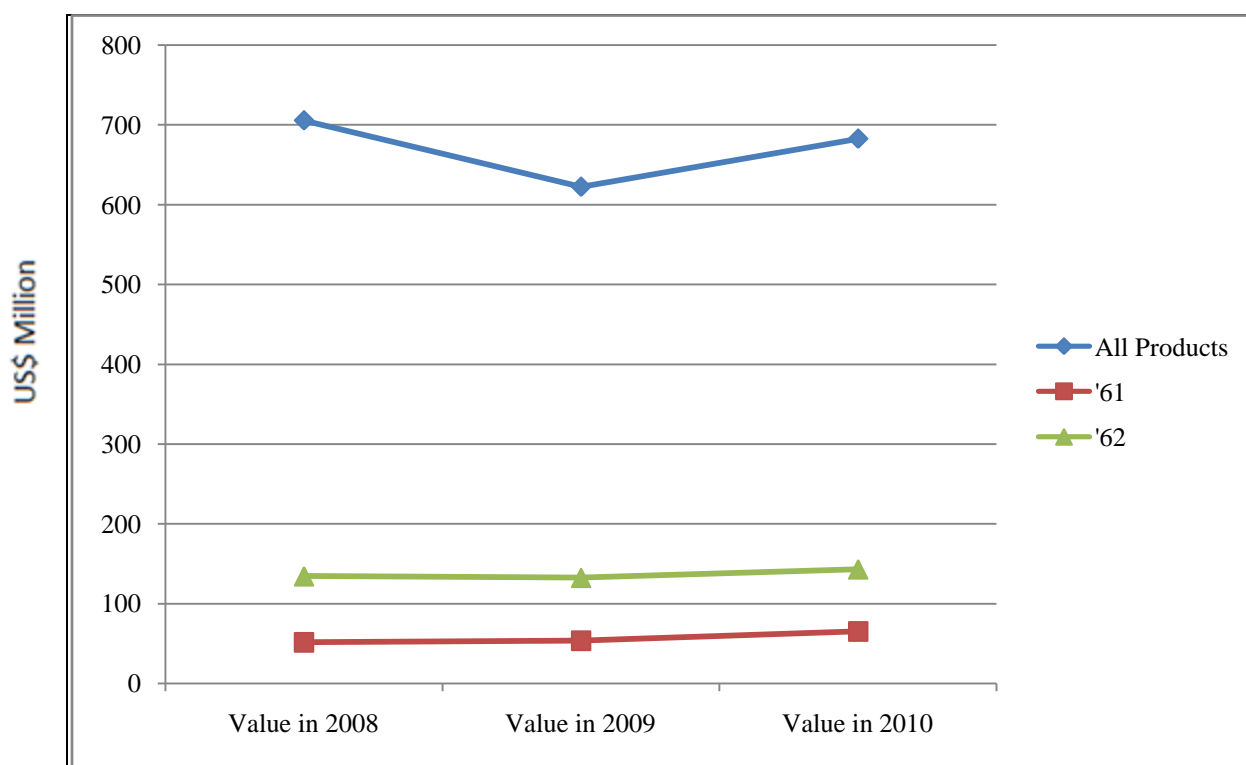
Source: International Trade Center (ITC), Switzerland.

Detail Tables on Bilateral Trade:

| Bilateral trade between France and Pakistan | | | | | | | | | | | | |
|--|---|--------------------------------|---------------|---------------|-----------------------------|---------------|---------------|-----------------------------|---------------|---------------|------------|------------|
| Unit : US Dollar Million | | | | | | | | | | | | |
| Product code | Product label | France's imports from Pakistan | | | Pakistan's exports to world | | | France's imports from world | | | | |
| | | Value in 2008 | Value in 2009 | Value in 2010 | Value in 2008 | Value in 2009 | Value in 2010 | Value in 2008 | Value in 2009 | Value in 2010 | | |
| TOTAL | All products | 705.38 | 622.39 | 682.52 | | 20,279.05 | 17,554.70 | 21,413.10 | | 695,004.28 | 540,502.28 | 599,171.51 |
| '61 | Articles of apparel, accessories, knit or crochet | 51.35 | 53.42 | 65.00 | | 1,888.47 | 1,680.77 | 1,982.42 | | 10,330.40 | 9,380.91 | 9,991.44 |
| '62 | Articles of apparel, accessories, not knit or crochet | 134.30 | 132.36 | 142.91 | | 1,361.17 | 1,206.50 | 1,461.64 | | 11,693.97 | 10,408.54 | 10,365.12 |

Source: International Trade Center (ITC), Switzerland.

Import Trend of France from Pakistan



Source: International Trade Center (ITC), Switzerland.

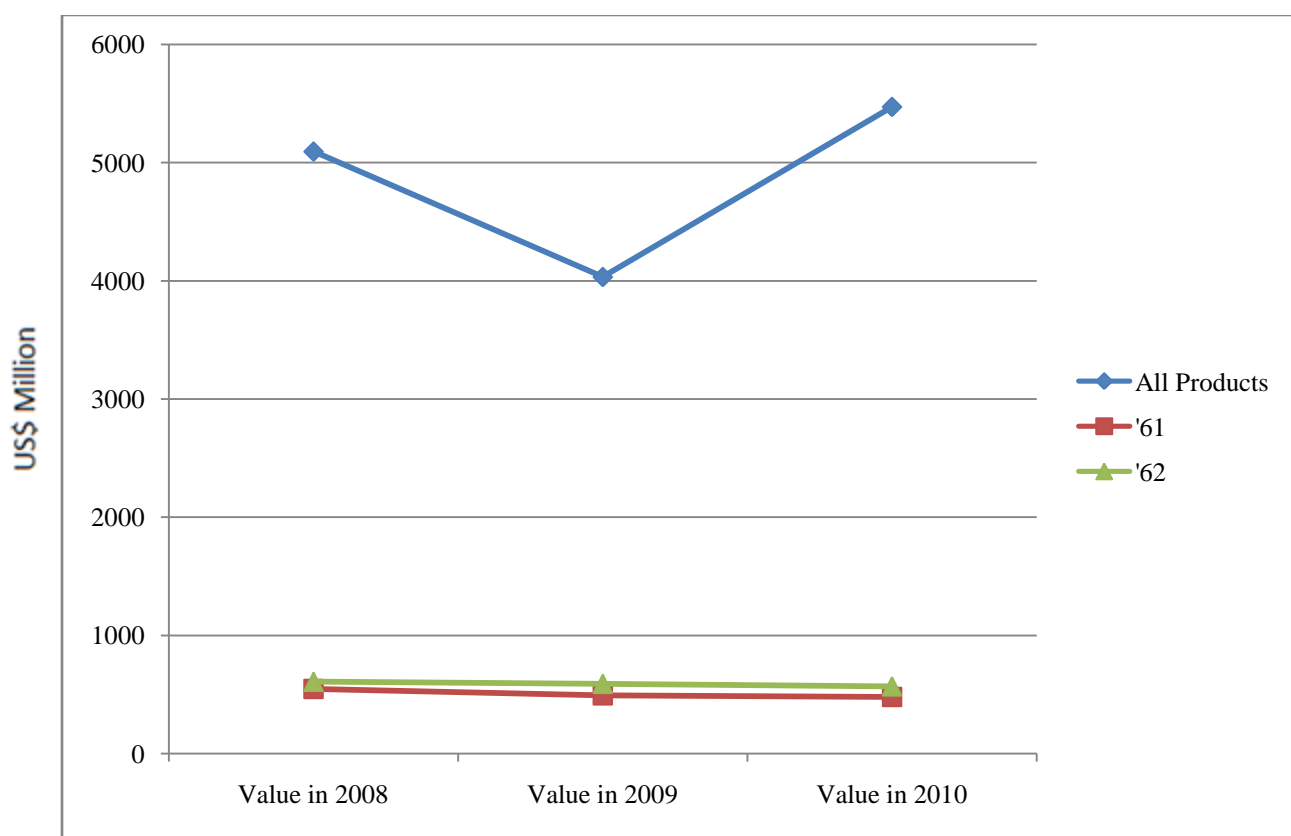
Bilateral trade between France and India

Unit : US Dollar Million

| Product code | Product label | France's imports from India | | | India's exports to world | | | France's imports from world | | |
|--------------|---|-----------------------------|---------------|---------------|--------------------------|---------------|---------------|-----------------------------|---------------|---------------|
| | | Value in 2008 | Value in 2009 | Value in 2010 | Value in 2008 | Value in 2009 | Value in 2010 | Value in 2008 | Value in 2009 | Value in 2010 |
| TOTAL | All products | 5,092.81 | 4,032.52 | 5,470.43 | 181,860.90 | 176,765.04 | 220,408.50 | 695,004.28 | 540,502.28 | 599,171.51 |
| '61 | Articles of apparel, accessories, knit or crochet | 546.11 | 492.36 | 479.22 | 4,381.11 | 5,187.32 | 4,566.03 | 10,330.40 | 9,380.91 | 9,991.44 |
| '62 | Articles of apparel, accessories, not knit or crochet | 608.54 | 590.46 | 569.07 | 5,883.94 | 6,124.70 | 6,038.00 | 11,693.97 | 10,408.54 | 10,365.12 |

Source: International Trade Center (ITC), Switzerland.

Import Trend of France from India



Source: International Trade Center (ITC), Switzerland.

Bilateral trade between France and Bangladesh

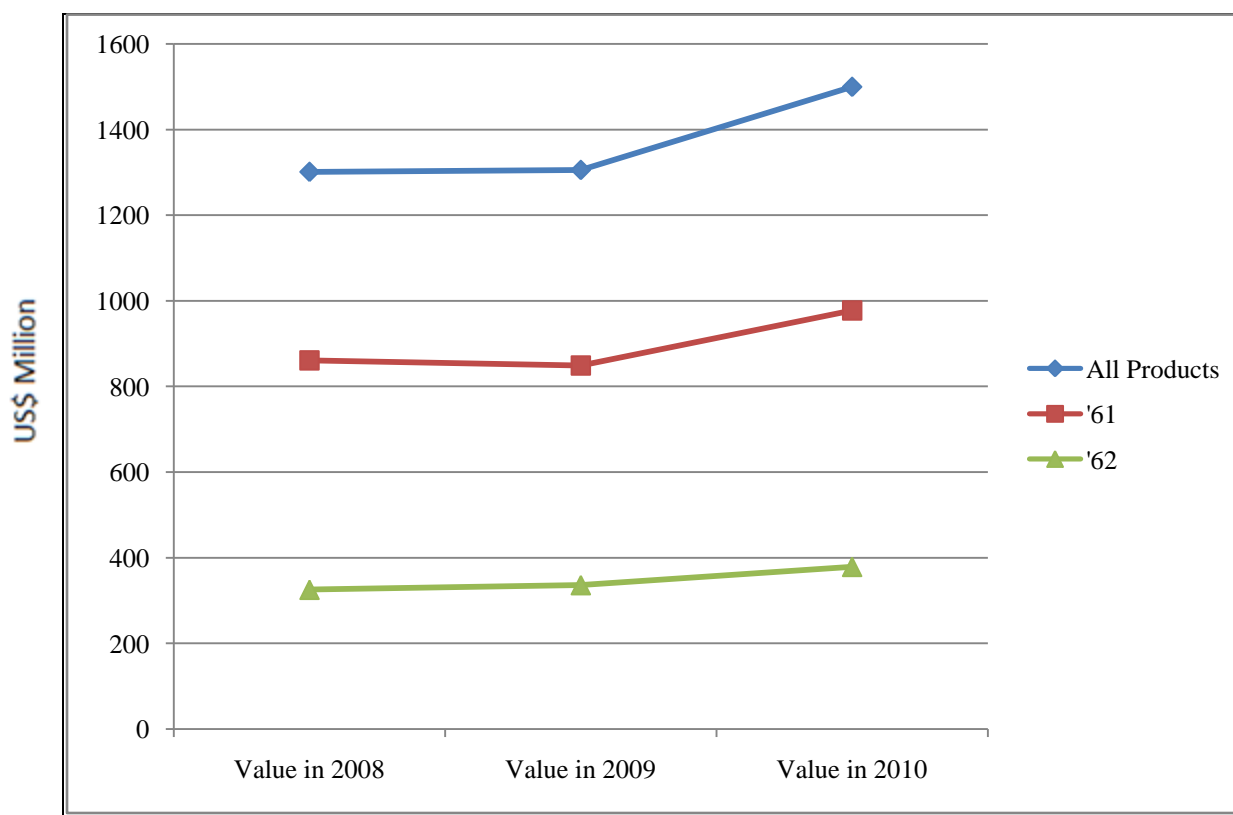
Unit : US Dollar Million

| Product code | Product label | France's imports from Bangladesh | | | Bangladesh's exports to world | | | France's imports from world | | |
|--------------|---|----------------------------------|---------------|---------------|-------------------------------|---------------|---------------|-----------------------------|---------------|---------------|
| | | Value in 2008 | Value in 2009 | Value in 2010 | Value in 2008 | Value in 2009 | Value in 2010 | Value in 2008 | Value in 2009 | Value in 2010 |
| TOTAL | All products | 1,300.89 | 1,305.27 | 1,499.31 | 16,828.06 | 17,178.10 | 20,203.82 | 695,004.28 | 540,502.28 | 599,171.51 |
| '61 | Articles of apparel, accessories, knit or crochet | 860.50 | 848.54 | 977.15 | 7,485.85 | 7,795.72 | 9,242.46 | 10,330.40 | 9,380.91 | 9,991.44 |
| '62 | Articles of apparel, accessories, not knit or crochet | 325.41 | 336.24 | 378.87 | 6,039.00 | 6,401.29 | 7,316.67 | 11,693.97 | 10,408.54 | 10,365.12 |

Data based on the partner reported data (Mirror data) are shown in orange

Source: International Trade Center (ITC), Switzerland.

Import Trend of France from Bangladesh



Source: International Trade Center (ITC), Switzerland.

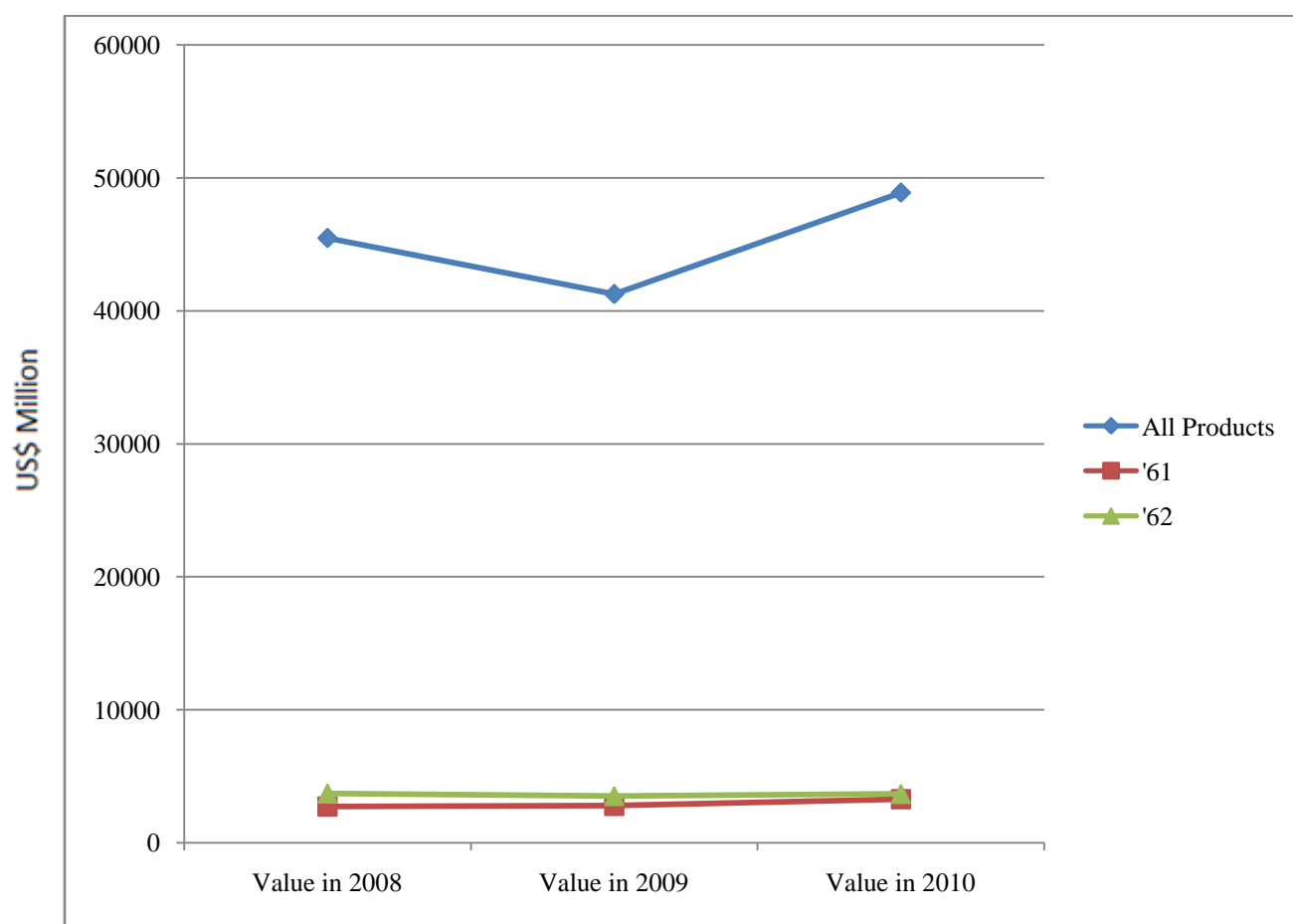
Bilateral trade between France and China

Unit : US Dollar Million

| Product code | Product label | France's imports from China | | | China's exports to world | | | France's imports from world | | |
|--------------|---|-----------------------------|---------------|---------------|--------------------------|---------------|---------------|-----------------------------|---------------|---------------|
| | | Value in 2008 | Value in 2009 | Value in 2010 | Value in 2008 | Value in 2009 | Value in 2010 | Value in 2008 | Value in 2009 | Value in 2010 |
| TOTAL | All products | 45,461.94 | 41,252.58 | 48,872.68 | 1,430,693.07 | 1,201,646.76 | 1,577,763.75 | 695,004.28 | 540,502.28 | 599,171.51 |
| '61 | Articles of apparel, accessories, knit or crochet | 2,725.89 | 2,785.50 | 3,267.84 | 60,877.45 | 53,762.97 | 66,710.93 | 10,330.40 | 9,380.91 | 9,991.44 |
| '62 | Articles of apparel, accessories, not knit or crochet | 3,703.65 | 3,512.15 | 3,676.67 | 52,490.14 | 46,716.32 | 54,361.48 | 11,693.97 | 10,408.54 | 10,365.12 |

Source: International Trade Center (ITC), Switzerland.

Import Trend of France from China



Source: International Trade Center (ITC), Switzerland.

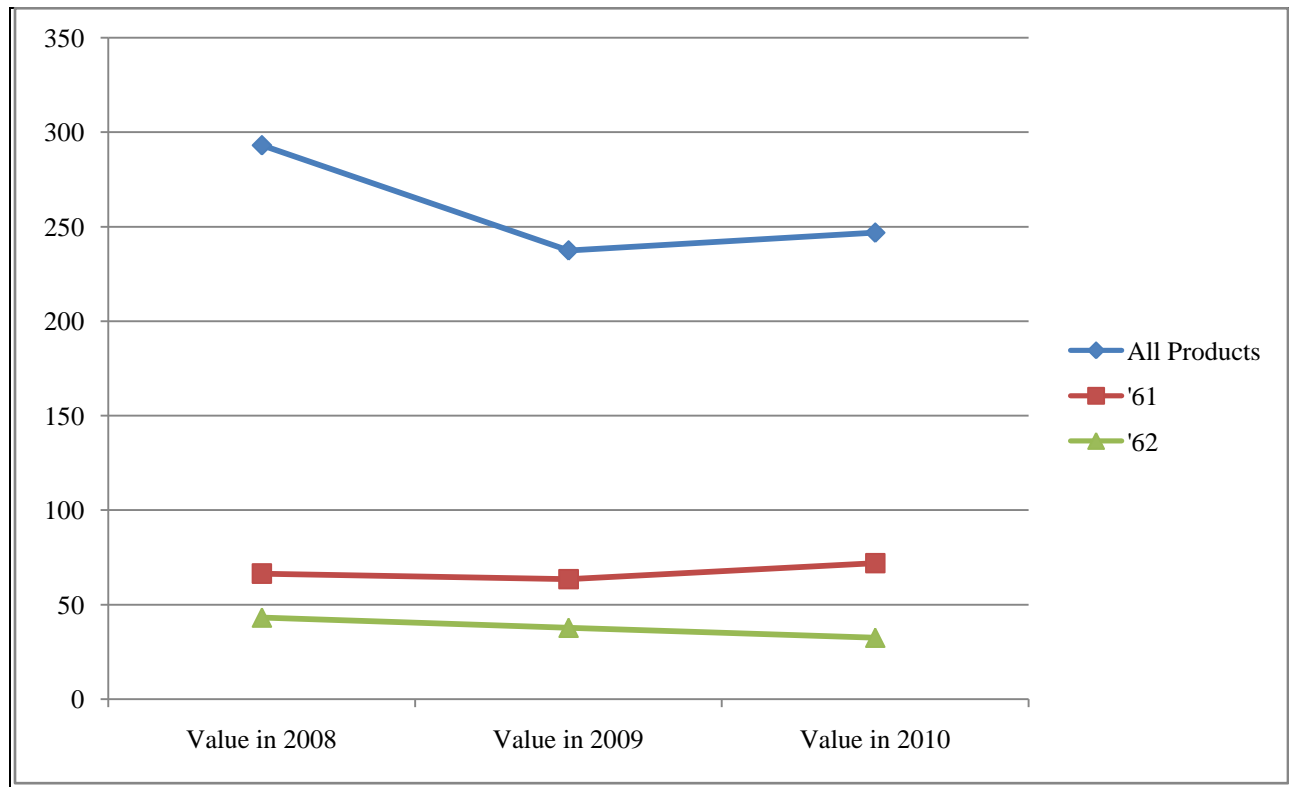
Bilateral trade between France and Sri Lanka

Unit : US Dollar Million

| Product code | Product label | France's imports from Sri Lanka | | | Sri Lanka's exports to world | | | France's imports from world | | |
|--------------|---|---------------------------------|---------------|---------------|------------------------------|---------------|---------------|-----------------------------|---------------|---------------|
| | | Value in 2008 | Value in 2009 | Value in 2010 | Value in 2008 | Value in 2009 | Value in 2010 | Value in 2008 | Value in 2009 | Value in 2010 |
| TOTAL | All products | 293.09 | 237.46 | 246.88 | 8,176.82 | 7,121.49 | 8,304.05 | 695,004.28 | 540,502.28 | 599,171.51 |
| '61 | Articles of apparel, accessories, knit or crochet | 66.46 | 63.50 | 71.95 | 1,679.14 | 1,581.25 | 1,700.25 | 10,330.40 | 9,380.91 | 9,991.44 |
| '62 | Articles of apparel, accessories, not knit or crochet | 43.28 | 37.87 | 32.58 | 1,606.31 | 1,538.15 | 1,612.07 | 11,693.97 | 10,408.54 | 10,365.12 |

Source: International Trade Center (ITC), Switzerland.

Import Trend of France from Sri Lanka



Source: International Trade Center (ITC), Switzerland.

Reference:

1. <http://www.trademap.org>